

PUBLIC SCHOOLS of
BROOKLINE

Amos A. Lawrence School

K-8 Family Survey
Spring 2018



Report created by
Panorama Education



Summary

Topic Description	Results	Comparison
Communications	44% ▼3 since last survey	57% K - 8 57% Brookline Public Schools
District Climate	51% ▼9 since last survey	60% K - 8 60% Brookline Public Schools
Family Engagement	49% ▼2 since last survey	44% K - 8 44% Brookline Public Schools
School Climate	62% ▼14 since last survey	71% K - 8 71% Brookline Public Schools
School Fit	61% ▼12 since last survey	66% K - 8 66% Brookline Public Schools
School Safety	46% ▼19 since last survey	57% K - 8 57% Brookline Public Schools

226 responses



Communications

Your average

44%

226 responses

Change

▼ 3

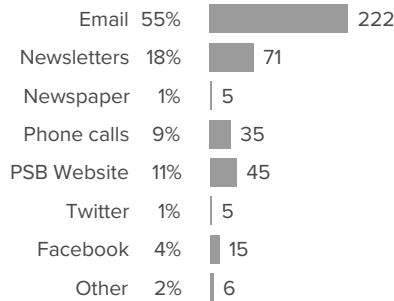
since last survey

K - 8 Grouping average: **57%** K - 8

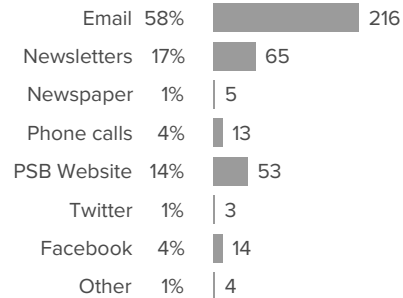
District average: **57%** Brookline Public Schools

How did people respond?

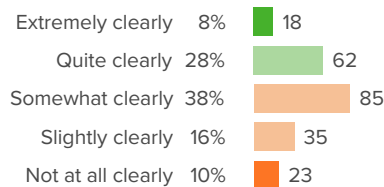
Q.1: What is the best way for the school/district to stay in communication with you? (check all that apply)



Q.2: Of the following, which source do you use the most to get information about the school/district? (check all that apply)



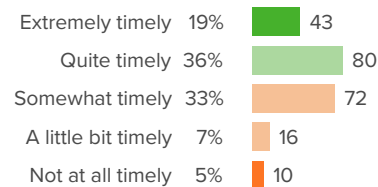
Q.3: How clearly do this school's leaders identify their goals for the school?



▼ 27 from last survey

Favorable: **36%**

Q.4: How timely is the feedback that teachers at this school provide to students about their learning?

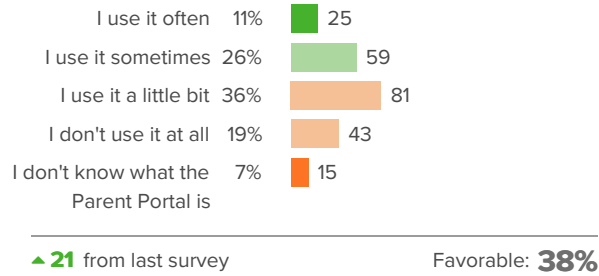


▼ 14 from last survey

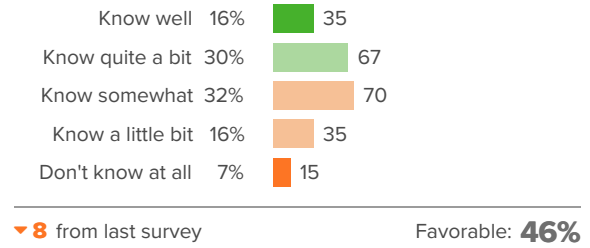
Favorable: **56%**



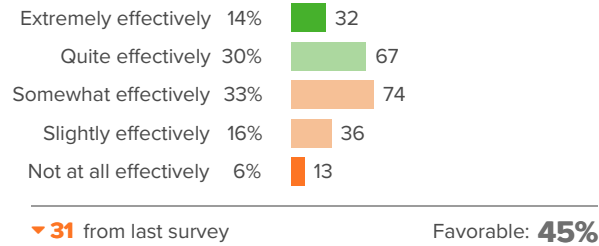
Q.5: To what extent do you use the Parent Portal to access information about your child's academic progress?



Q.6: To what extent do you know how your child is doing in school before you receive his or her report card or progress report?



Q.7: How effectively do this school's leaders communicate important information to families?





District Climate

Your average

51%

226 responses

Change

▼ **9**

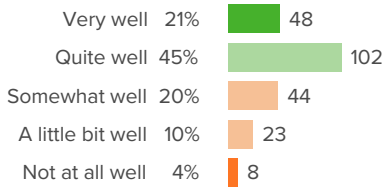
since last survey

K - 8 Grouping average: **60%** K - 8

District average: **60%** Brookline Public Schools

How did people respond?

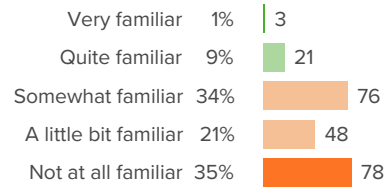
Q.1: How well do district leaders communicate important information to parents/guardians?



▼ **14** from last survey

Favorable: **67%**

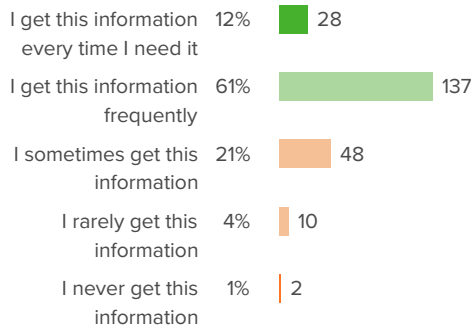
Q.2: How familiar are you with the Public School of Brookline's four district-wide goals?



▼ **6** from last survey

Favorable: **11%**

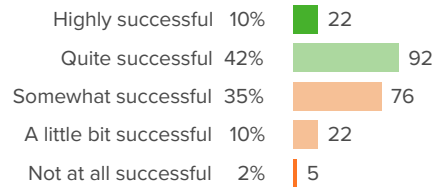
Q.3: How consistently are you able to get information about district events or news when you need it?



▲ **0** from last survey

Favorable: **73%**

Q.4: How successful are district leaders in supporting schools to provide high quality education to students?



▼ **15** from last survey

Favorable: **53%**



Family Engagement

Your average

49%

226 responses

Change

▼ 2

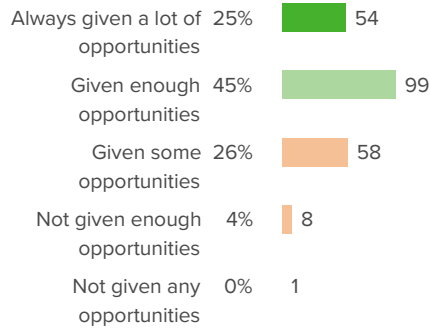
since last survey

K - 8 Grouping average: **44%** K - 8

District average: **44%** Brookline Public Schools

How did people respond?

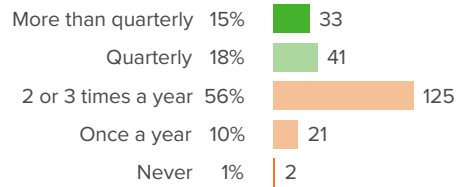
Q.1: To what extent are parents/guardians given opportunities to be meaningfully involved at this school?



▼ **8** from last survey

Favorable: **70%**

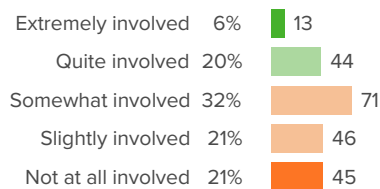
Q.2: How often do you meet in person with teachers at your child's school?



▲ **7** from last survey

Favorable: **33%**

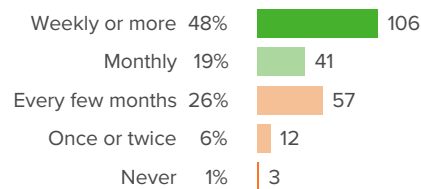
Q.3: How involved have you been with parent groups at this school?



▲ **0** from last survey

Favorable: **26%**

Q.4: In the past year, how often have you visited your child's school?



▼ **5** from last survey

Favorable: **67%**

School Climate

Your average

62%

226 responses

Change

▼ **14**

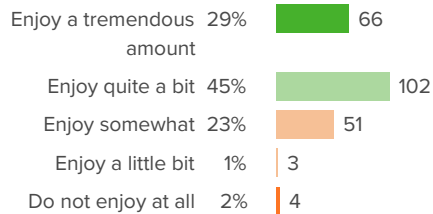
since last survey

K - 8 Grouping average: **71%** K - 8

District average: **71%** Brookline Public Schools

How did people respond?

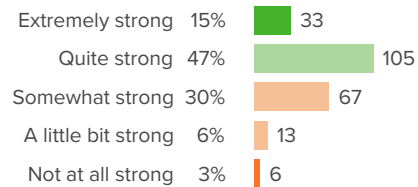
Q.1: To what extent do you think that students enjoy going to this school?



▼ **15** from last survey

Favorable: **74%**

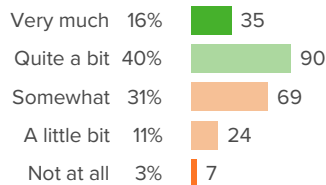
Q.2: How strong is this school's sense of community?



▼ **17** from last survey

Favorable: **62%**

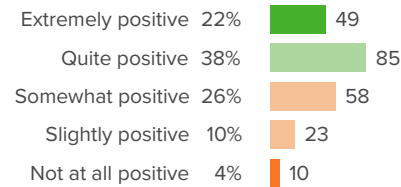
Q.3: To what extent is your child engaged in appropriately challenging levels of academics at this school?



▼ **6** from last survey

Favorable: **56%**

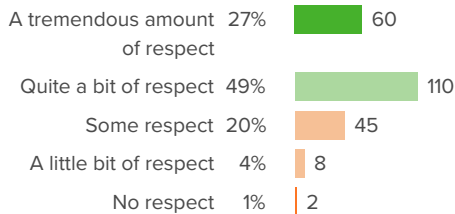
Q.4: How positive is the culture of this school?



▼ **23** from last survey

Favorable: **60%**

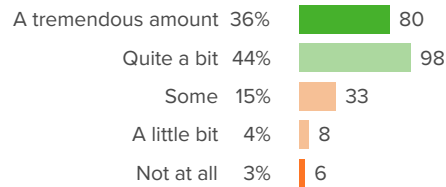
Q.5: How respectful are the relationships between staff and students at this school?



▼ **17** from last survey

Favorable: **76%**

Q.6: How much does this school value the diversity of students' backgrounds?

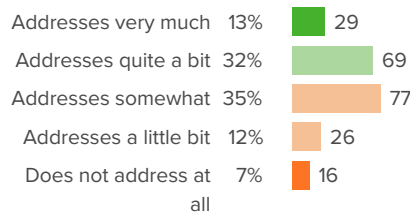


▼ **10** from last survey

Favorable: **79%**

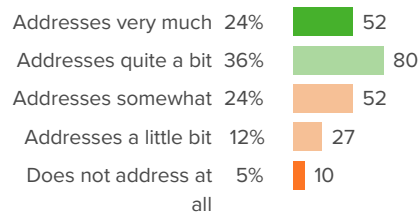


Q.7: To what extent does this school address matters related to students' socioeconomic status?



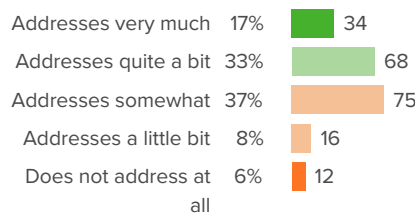
▼ 8 from last survey Favorable: **45%**

Q.8: To what extent does this school address matters related to students' race/ethnicity?



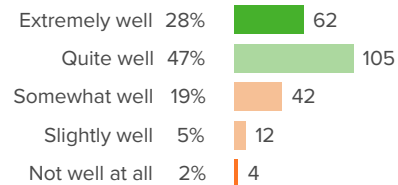
▼ 8 from last survey Favorable: **60%**

Q.9: To what extent does this school address matters related to students' disabilities?



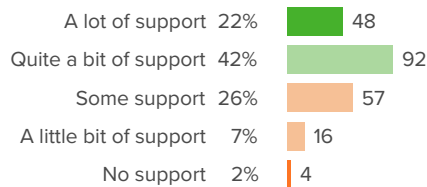
▼ 16 from last survey Favorable: **50%**

Q.10: How well do teachers and administrators at this school create a school environment that helps students learn?



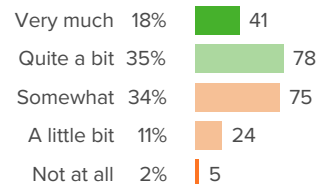
▼ 14 from last survey Favorable: **74%**

Q.11: When struggling with academics at school, to what extent does your child receive the support needed to be successful?



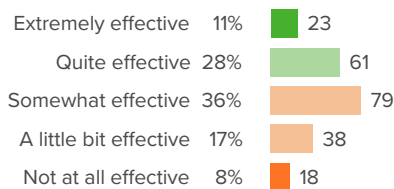
▼ 12 from last survey Favorable: **65%**

Q.12: How well does homework at this school support learning in the classroom?



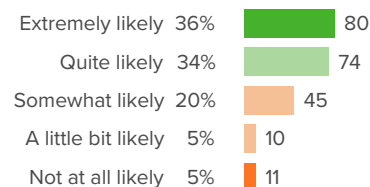
▼ 6 from last survey Favorable: **53%**

Q.13: How effective is this school's leader in promoting the learning and growth of all students?



▼ 30 from last survey Favorable: **38%**

Q.14: If a friend were looking for a school to send their children to, how likely would you be to recommend this school to them?



▼ 20 from last survey Favorable: **70%**

School Fit

Your average

61%

226 responses

Change

▼ **12**

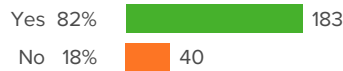
since last survey

K - 8 Grouping average: **66%** K - 8

District average: **66%** Brookline Public Schools

How did people respond?

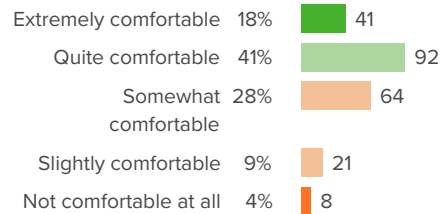
Q.1: Does your child have a close relationship with at least one adult at this school?



▼ **6** from last survey

Favorable: **82%**

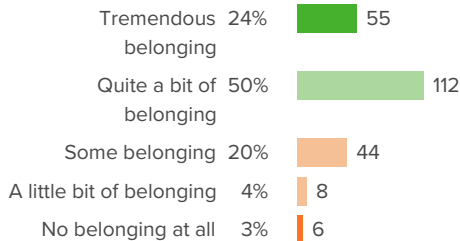
Q.2: How comfortable is your child in asking for help from adults at this school?



▼ **12** from last survey

Favorable: **59%**

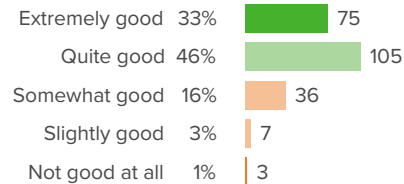
Q.3: To what extent does your child feel a sense of belonging at this school?



▼ **7** from last survey

Favorable: **74%**

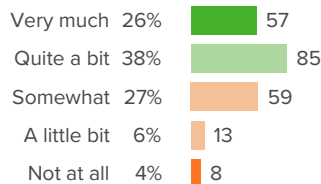
Q.4: Given your child's cultural background, how good a fit is this school?



▼ **7** from last survey

Favorable: **80%**

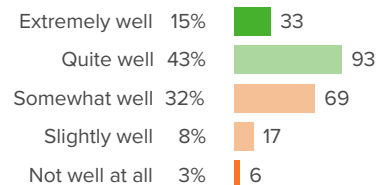
Q.5: To what extent have teachers at this school helped your child to develop effective work and study habits?



▼ **12** from last survey

Favorable: **64%**

Q.6: How well do you feel this school is preparing your child for the next academic year?

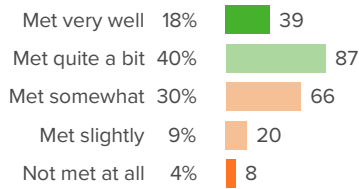


▼ **18** from last survey

Favorable: **58%**



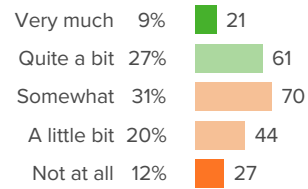
Q.7: To what extent are your child's individual learning needs met at this school?



▼ **12** from last survey

Favorable: **57%**

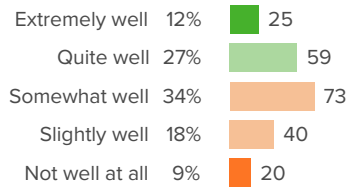
Q.8: To what extent does your child participate in extracurricular activities at this school?



▼ **20** from last survey

Favorable: **37%**

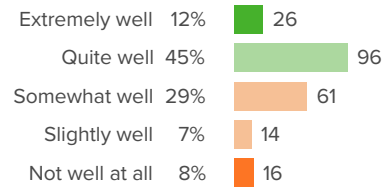
Q.9: How well do the extracurricular activities offered at this school match your child's interests?



▼ **14** from last survey

Favorable: **39%**

Q.10: How well does the overall approach to discipline at this school work for your child?



▼ **18** from last survey

Favorable: **57%**



School Safety

Your average

46%

226 responses

Change

▼ **19**

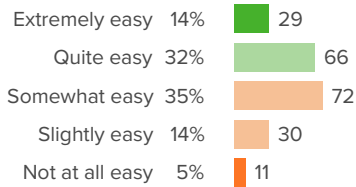
since last survey

K - 8 Grouping average: **57%** K - 8

District average: **57%** Brookline Public Schools

How did people respond?

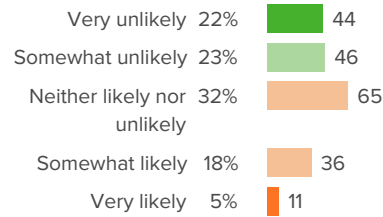
Q.1: If a student is bullied at this school, how easy is it for a child to get help from an adult?



▼ **22** from last survey

Favorable: **46%**

Q.2: How likely is it that someone from this school will bully your child online?



▼ **17** from last survey

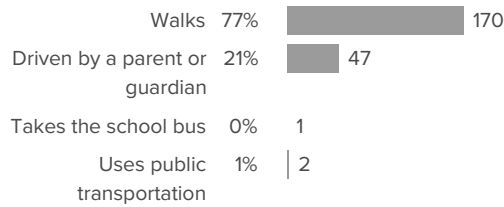
Favorable: **45%**



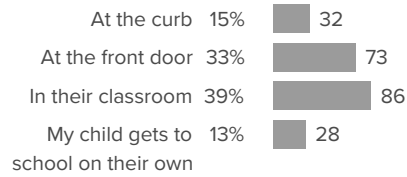
School arrival

How did people respond?

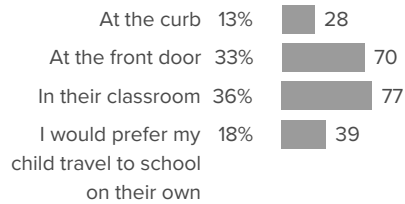
Q.1: How does your child typically get to school?



Q.2: When you/a guardian brings your child to school, where do you typically drop your child off?



Q.3: How would you prefer your child be dropped off at school?





Other questions

How did people respond? _____

Q.1: Please select the grade level(s) that your child(ren) is/are in at this school this year.

K	12%	■	35
1	13%	■	38
2	12%	■	35
3	13%	■	39
4	12%	■	35
5	11%	■	32
6	10%	■	30
7	9%	■	25
8	9%	■	25